

arthema[®]
SYSTEM
Catalogo Tecnico 2009 .1

arthema[®]
SYSTEM
Catalogo Tecnico 2009 .1

TYPE 1

COD.	A (mm)	B (mm)	P (mm)	KG
FL0101--0000	690	1550	200	3,9
FL0102--0000	990	1550	200	4,2
FL0103--0000	1090	1550	200	4,3
FL0104--0000	1290	1550	200	4,5

Telaio con montanti.
Frame with columns.
Rahmen mit Säulen.
Châssis avec colonnes.
Каркас с колоннами.

P: passo/pitch/Teilung/empattement/шар

TYPE 2

COD.	A (mm)	B (mm)	P (mm)	KG
FL0201--0000	690	2350	200	5,5
FL0202--0000	990	2350	200	5,8
FL0203--0000	1090	2350	200	5,9
FL0204--0000	1290	2350	200	6,1

Telaio con montanti.
Frame with columns.
Rahmen mit Säulen.
Châssis avec colonnes.
Каркас с колоннами.

P: passo/pitch/Teilung/empattement/шар

TYPE 3

COD.	A (mm)	B (mm)	P (mm)	KG
FL0301--0000	690	2375	200	6,8
FL0302--0000	990	2375	200	7,4
FL0304--0000	1090	2375	200	7,5
FL0303--0000	1290	2375	200	7,9
FL0305--0000	1290	1290	200	5,65

Cornice con montanti.
Frame with columns.
Rahmenstruktur mit Säulen.
Cadre avec colonnes.
Рама с колоннами.

P: passo/pitch/Teilung/empattement/шар

TYPE 4

COD.	A (mm)	KG
FL0401--0000	420	0,695

Coppia inserti scorrevoli per telaio.
Pair of sliding devices for frame.
Schiebeeinsetzpaar für Rahmen.
Couple éléments coulissants pour châssis.
Пара раздвижных вставок для каркаса.

TYPE 5

COD.	A (mm)	KG
FL0501--0000	800	1,5
FL0502--0000	1100	2
FL0503--0000	1200	2,19
FL0504--0000	1400	2,53

Barra a soffitto per telaio.
Frame ceiling bar.
Deckestange für Rahmen.
Barre à plafond pour châssis.
Подвесная перекладина для каркаса.

TYPE 6

COD.	A (mm)	KG
FL0601--0000	80	0,230
FL0602--0000	290	0,460

Flangia per barra a soffitto.
Flange for ceiling bar.
Flansch für Deckestange.
Embase pour barre à plafond.
Фланец для подвесной перекладины.

TYPE 7

COD.	A (mm)	B (mm)	C (mm)	KG
FL0701--0000	25	50	3000	5,1

Barra a soffitto.
Ceiling bar.
Deckestange.
Barre à plafond.
Подвесная перекладина.


TYPE 8

COD.	A (mm)	B (mm)	C (mm)	KG
FL0801--0000	105	30	125	0,3

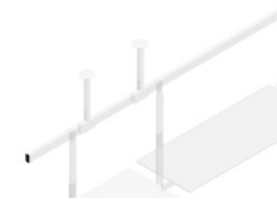
Staffa per barra a soffitto.
Clamp for ceiling bar.
Bügel für Deckestange.
Etrier pour barre à plafond.
Крепек для подвесной перекладины.

TYPE 9

COD.	A (mm)	B (mm)	KG
FL0901--0000	25	50	0,01



Copripesca alettato per barra a soffitto type 7.
Finned end cap for ceiling bar type 7.
Geriffelte Endkappe für Deckenstange Typ 7.
Couvre-tête aileté pour barre à plafond type 7.
Заглушка с резьбой для подвесной перекладины тип 7.



TYPE 10

COD.	A (mm)	B (mm)	C (mm)	KG
FL1001--0000	335	Ø20	Ø16	0,245

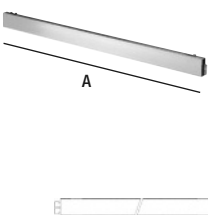


Distanziale regolabile.
Adjustable spacer.
Einstellbarer Distanzhalter.
Entretoise réglable.
Регулируемый соединитель.

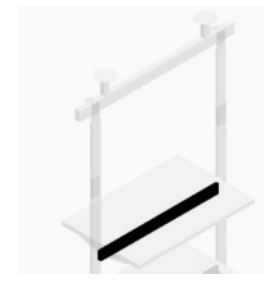


TYPE 11

COD.	A (mm)	KG
FL1101--0000	610	0,78
FL1102--0000	910	1,03
FL1104--0000	1010	1,13
FL1103--0000	1210	1,33




Barra appenderia.
Hanging bar.
Hängestange.
Barre d'accrochage.
Вешало.




TYPE 12

COD.	A (mm)	KG
FL1201--0000	255	0,522




Coppia supporti ripiano sopraelevato alto.
Pair of brackets for upper suspended shelf.
Trägerpaar für erhöhtes Oberfach.
Couple supports pour étagère surélevée supérieure.
Пара держателей верхних полок.




TYPE 13

COD.	A (mm)	KG
FL1301--0000	250	0,460



Coppia supporti ripiano sopraelevato basso.
Pair of brackets for lower suspended shelf.
Trägerpaar für erhöhtes Unterfach.
Couple supports pour étagère sur levée inférieure.
Пара держателей нижних полок.




TYPE 14

COD.	A (mm)	B (mm)	C (mm)	KG	■
FL1401--0000	600	400	18	3	30
FL1402--0000	900	400	18	4,5	25
FL1404--0000	1000	400	18	5	25
FL1403--0000	1200	400	18	6	20

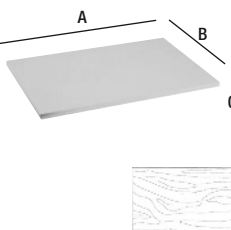


Ripiano in legno.
Wooden shelf.
Holzfach.
Étagère en bois.
Полка деревянная.

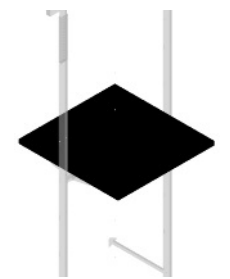


TYPE 15

COD.	A (mm)	B (mm)	C (mm)	KG	■
FL1501--0000	600	620	25	6,5	40
FL1502--0000	900	620	25	9,75	35
FL1504--0000	1000	620	25	10,85	35
FL1503--0000	1200	620	25	13	30

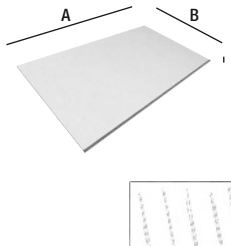


Ripiano in legno.
Wooden shelf.
Holzfach.
Étagère en bois.
Полка деревянная.




TYPE 16

COD.	A (mm)	B (mm)	C (mm)	KG	■
FL1601--0000	600	400	8	4,7	35
FL1602--0000	900	400	8	7	30
FL1604--0000	1000	400	8	7,78	30
FL1603--0000	1200	400	8	9,3	25



Ripiano in cristallo acidato.
Etched glass shelf.
Satinierteres Glasfach.
Étagère en cristal acidé.
Полка стеклянная сатирированная.



TYPE 17

COD.	A (mm)	P (mm)	KG
FL1701--0000	1475	50	1,65

Montante testata gondola.
Gondola head column.
Säule Kopfteil Gondola.
Colonne pour tête de gondole.
Колонна для передней части гондолы.

P: passo/pitch/Teilung/empattement/шар

TYPE 18

COD.	A (mm)	P (mm)	KG
FL1801--0000	1475	50	1,8

Montante terminale gondola.
Gondola end column.
Endsäule Gondola.
Colonne terminale pour gondole.
Терминальная колонна для гондолы.

P: passo/pitch/Teilung/empattement/шар

TYPE 19

COD.	A (mm)	P (mm)	KG
FL1901--0000	1475	50	1,98

Montante intermedio gondola.
Gondola middle column.
Mittelsäule Gondola.
Colonne moyenne pour gondole.
Центральная колонна для гондолы.

P: passo/pitch/Teilung/empattement/шар

TYPE 20

COD.	A (mm)	KG
FL2001--0000	910	0,92
FL2003--0000	1010	1,02
FL2002--0000	1210	1,21

Barra di collegamento frontale gondola.
Front connecting bar for gondola.
Frontale Verbindungsstange Gondola.
Barre de jonction frontale pour gondole.
Фронтальная перекладина для гондолы.

TYPE 21

COD.	A (mm)	KG
FL2101--0000	587,5	0,6

Barra di collegamento laterale gondola.
Side connecting bar for gondola.
Seitliche Verbindungsstange Gondola.
Barre de jonction latérale pour gondole.
Боковая перекладина для гондолы.

TYPE 22

COD.	A (mm)	KG
FL2201--0000	935	1,1
FL2203--0000	1035	1,17
FL2202--0000	1235	1,4

Barra appenderia centrale gondola.
Central hanging bar for gondola.
Mittelverbindungsstange Gondola.
Barre d'accrochage centrale pour gondole.
Центральное вешало для гондолы.

TYPE 23


COD.	A (mm)	KG
FL2301--0000	Ø23	0,001

Ventosa per ripiani in cristallo.
Sucker for crystal shelves.
Sauger für Glasfächer.
Ventouse pour étagères en cristal.
Присоска для стеклянной полки.


TYPE 24


COD.	A (mm)	B (mm)	KG
FL2401--0000	15	40	0,01

Copriresta per montanti gondola.
Columns end cap for gondola.
Kappe für Gondolasäule.
Couvre-tête pour colonnes gondole.
Заглушка колонны для гондолы.


TYPE 25	COD.	A (mm)	B (mm)	KG
	FL2501--0000	15	40	0,013

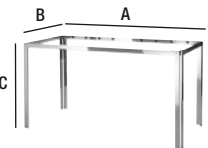
Puntale alettato per montanti gondola.
Columns finned cap for gondol.
Geriffelte Kappe für Gondolasäule.
Bouchon aileté pour colonnes gondole.
Заглушка колонны для гондолы.



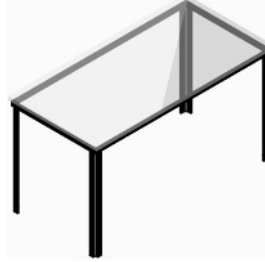
TYPE 26	COD.	A (mm)	B (mm)	C (mm)	KG
	FL2601--0000	1500	750	30	20

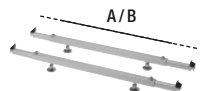
Ripiano in legno per tavolo.
Wooden shelf for counter.
Holzfach für Tisch.
Étagère en bois pour table.
Столешница.



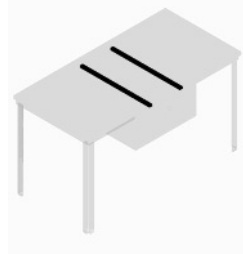
TYPE 27	COD.	A (mm)	B (mm)	C (mm)	KG
	FL2701--0000	1450	700	800	11,5


Telaio per tavolo.
Frame for counter.
Tischrahmen.
Châssis pour table.
Каркас стола.



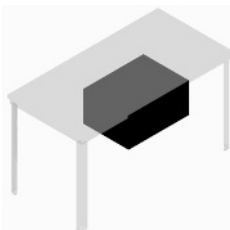
TYPE 28	COD.	A (mm)	B (mm)	KG
	FL2801--0000	550	695	1,8

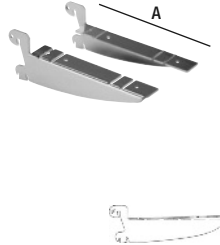
Coppia supporti regolabili per cassetiera.
Adjustable shelving twins for cabinet.
Verstellbares Trägerpaar für Schublade.
Couple supports réglables pour tiroirs.
Пара регулируемых держателей для комода.




TYPE 29	COD.	A (mm)	B (mm)	C (mm)	KG
	FL2901--0000	600	450	300	17
	FL2902--0000	900	450	300	25,5

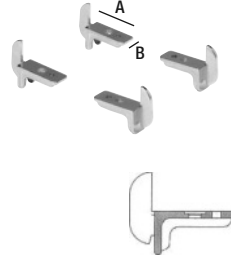
Cassetiera per tavolo.
Drawer cabinet for counter.
Schublade für Tisch.
Meuble à tiroirs pour table.
Комод для стола.




TYPE 30	COD.	A (mm)	KG
	FL3001--0000	180	0,44

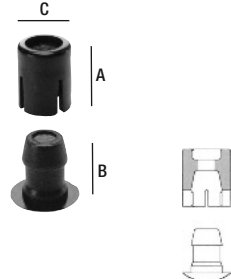
Coppia mensole per ripiano diritto/inclinato 20°.
Straight/slanted shelving twins 20°.
Trägerpaar für gerades/schräges Fach 20°.
Couple supports pour étagère droite/inclinée 20°.
Пара держателей для прямой/наклонной полки 20°.




TYPE 31	COD.	A (mm)	B (mm)	KG
	FL3101--0000	50	15	0,11

Set supporti per ripiano (4 pz).
Set of brackets for shelf (4 pcs).
Trägersatz für Fach (4 Stk).
Set de supports pour étagère (4 pcs).
Набор полкодержателей (4 шт).




TYPE 32	COD.	A (mm)	B (mm)	C (mm)	KG
	FL3201--0000	10,5	9,6	Ø8,5	0,001

Perno scatto per coppia mensole type 34-35-36.
Trip pin for shelves type 34-35-36.
Schnappzapfen für Fach Typ 34-35-36.
Pivot à clenche pour étagère type 34-35-36.
Фиксатор полки.

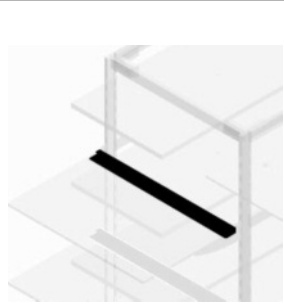


TYPE 33

COD.	A (mm)	B (mm)	KG
FL3301--0000	600	8	0,24
FL3302--0000	900	8	0,36
FL3304--0000	1000	8	0,40
FL3303--0000	1200	8	0,48

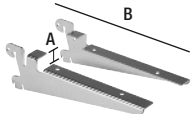


Profilo in alluminio per ripiano in cristallo sp. 8.
Aluminium profile for crystal shelf th. 8.
Profil aus Aluminium für Glasfach D. 8.
Profil en aluminium pour étagère en cristal ép. 8.
Алюминиевый профиль для стеклянной полки толщ. 8 мм.




TYPE 34

COD.	A (mm)	B (mm)	KG
FL3401--0000	8	240	0,342

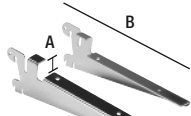


Coppia mensole con elemento di fissaggio per ripiani sp.8 mm.
Pair of brackets with fixing element for 8 mm shelves.
Trägerpaar mit Befestigungselement für Fächer Dicke 8 mm.
Couple supports avec élément de fixation pour étagères ép. 8 mm.
Пара держателей полок 8 мм с фиксирующим элементом.

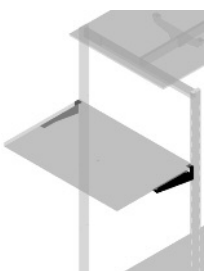


TYPE 35

COD.	A (mm)	B (mm)	KG
FL3501--0000	18	240	0,342

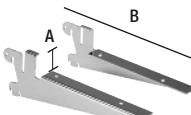


Coppia mensole con elemento di fissaggio per ripiani sp. 18 mm.
Pair of brackets with fixing element for 18 mm shelves.
Trägerpaar mit Befestigungselement für Fächer Dicke 18 mm.
Couple supports avec élément de fixation pour étagères ép. 18 mm.
Пара держателей полок 18 мм с фиксирующим элементом.




TYPE 36

COD.	A (mm)	B (mm)	KG
FL3601--0000	25	240	0,342

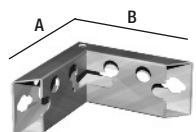


Coppia mensole con elemento di fissaggio per ripiani sp. 25 mm.
Pair of brackets with fixing element for 25 mm shelves.
Trägerpaar mit Befestigungselement für Fächer Dicke 25 mm.
Couple supports avec élément de fixation pour étagères ép. 25 mm.
Пара держателей полок 25 мм с фиксирующим элементом.

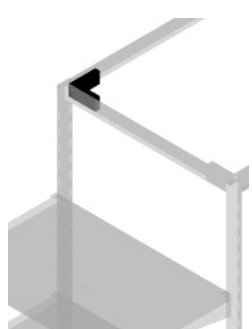


TYPE 37

COD.	A (mm)	B (mm)	KG
FL3701--0000	90,5	90,5	0,132




Squadretta per montante gondola type 18-19.
Square for gondola column type 18-19.
Winkelkopf für Gondolasäule Typ 18-19.
Equerre pour colonne pour gondole type 18-19.
Уголок для стоек gondoly тип 18-19.




TYPE 38

COD.	A (mm)	KG
FL3801--0000	250	0,5

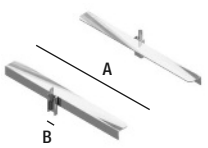


Coppia elementi di copertura per type 4.
Pair of cover elements for type 4.
Deckungspaar für Typ 4.
Couple éléments de couverture pour type 4.
Пара закрывающих элементов для типа 4.




TYPE 39

COD.	A (mm)	B (mm)	KG
FL3901--0000	300	15,5	0,5

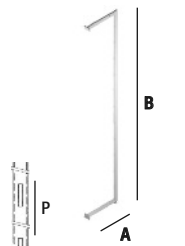


Coppia mensole per ripiani centrali.
Pair of brackets for central shelves.
Trägerpaar für Zwischenfächer.
Couple supports pour étagères centrales.
Пара держателей для центральных полок.

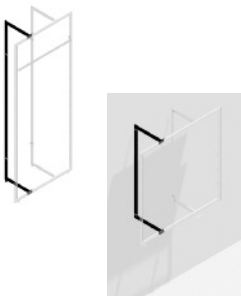


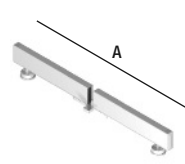
TYPE 40

COD.	A (mm)	B (mm)	P (mm)	KG
FL4001--0000	440	2375	200	3,3
FL4002--0000	440	1290	200	2,36

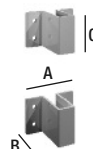


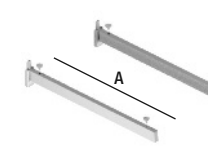
Struttura per sostegno cornice.
Frame supporting structure.
Trägerstruktur für Rahmen.
Structure de support pour cadre.
Структура для крепления каркаса.
P: passo/pitch/Teilung/empattement/шар

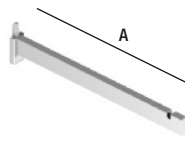


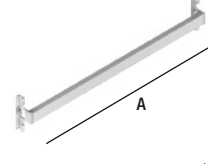
TYPE 41	COD.	A (mm)	KG
	FL4101--0000	415	0,550
<p>Piede per struttura sostegno cornice. Foot for frame supporting structure. Fuß für Trägerstruktur für Rahmen. Structure de support pour cadre. Структура для крепления каркаса.</p>			

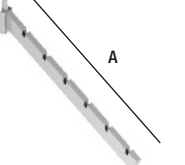
TYPE 45	COD.	A (mm)	B (mm)	KG
	FL4501--0000	300	155	0,345
<p>Barra a gradino. Step-shaped bar. Stufiger Arm. Barre à marche. Ступенчатый кронштейн.</p>				

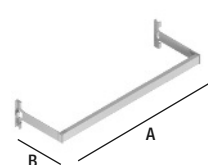
TYPE 42	COD.	A (mm)	B (mm)	C (mm)	KG
	FL4201--0000	60,5	42	40	0,110
<p>Coppia di staffe a parete per struttura sostegno cornice. Set of wall brackets for frame supporting structure. Trägerpaar für Trägerstruktur für Rahmen. Couple supports au mur pour structure de support pour cadre. Пара настенных скоб для структуры для крепления каркаса.</p>					

TYPE 46	COD.	A (mm)	KG
	FL4601--0000	350	0,610
<p>Coppia mensole per ripiano. Pair of shelf brackets. Plattenträgerpaar. Couple supports pour étagère. Пара полкодержателей.</p>			

TYPE 43	COD.	A (mm)	KG
	FL4301--0000	300	0,265
<p>Barra diritta. Straight bar. Gerader Arm. Barre droite. Прямой кронштейн.</p>			

TYPE 47	COD.	A (mm)	KG
	FL4701--0000	610	0,765
	FL4702--0000	910	1,010
	FL4703--0000	1010	1,100
	FL4704--0000	1210	1,260
<p>Barra appenderia aderente. Adherent hanging bar. Gerade Hängestange. Barre d'accrochage. Прилегающее вешало.</p>			

TYPE 44	COD.	A (mm)	KG
	FL4401--0000	315	0,275
<p>Barra inclinata. Slanted bar. Schräger Arm. Barre inclinée. Наклонный кронштейн.</p>			

TYPE 48	COD.	A (mm)	B (mm)	KG
	FL4801--0000	610	200	0,970
	FL4802--0000	910	200	1,215
	FL4803--0000	1010	200	1,3
	FL4804--0000	1210	200	1,465
<p>Barra appenderia staccata L=200 per barretta. Detached hanging bar for arm L=200. Abgestandene Hängestange für Abhängearm L=200. Barre d'accrochage décalée pour tige L.200. Вешало L=200 для кронштейна.</p>				

TYPE 49

COD.	A (mm)	B (mm)	KG
FL4901--0000	610	320	1,125
FL4902--0000	910	320	1,370
FL4903--0000	1010	320	1,460
FL4904--0000	1210	320	1,620

Barra appenderia staccata L=320 per barretta.
Detached hanging bar for arm L=320.
Abgestandene Hängestange für Abhängearm L=320.
Barre d'accrochage décalée pour tige L.320.
Вешало L=320 для кронштейна.

TYPE 50

COD.	A (mm)	B (mm)	KG
FL5001--0000	610	300	1,175
FL5002--0000	910	300	1,420
FL5003--0000	1010	300	1,510
FL5004--0000	1210	300	1,670

Mensole staccate per ripiano con barra appenderia.
Detached brackets for shelf with hanging bar.
Abgestandene Träger für Fach mit Hängestange.
Supports décalés pour étagère avec barre d'accrochage.
Держатель для полки с вешалом.

TYPE 51

COD.	A (mm)	KG
FL5101--0000	300	0,4
FL5102--0000	400	0,5

Coppia mensole per ripiani staccati.
Pair of brackets for outdistanced shelves.
Trägerpaar für Fächer.
Couple supports pour étagères décalées.
Пара полкодержателей.

TYPE 52

COD.	A (mm)	KG
FL5201--0000	600	0,62
FL5202--0000	900	0,91
FL5203--0000	1000	1
FL5204--0000	1200	1,2

Coppia di supporti con canaline per ripiani in cristallo sp.8 mm.
Brackets with guidelines for glass shelves th. 8 mm.
Trägerpaar mit Führungen für Glasfächer D.8 mm.
Couple supports avec guides pour étagères en cristal épaisseur 8 mm.
Пара направляющих держателей для стеклянных полок 8 мм.

TYPE 53

COD.	A (mm)	KG
FL5301--0000	12,8	0,029

Set di supporti (n°4 pz.) per ripiani in cristallo sp.8 mm.
Brackets set (4 pcs.) for crystal shelves th. 8 mm.
Trägersatz (4 Stck.) für Glasfächer D.8 mm.
Set supports (n. 4 pcs.) pour étagères en cristal épaisseur 8 mm.
Набор держателей (4 шт.) для стеклянных полок 8 мм.

TYPE 54

COD.	A (mm)	KG
FL5401--0000	19,8	0,032

Set di supporti (n°4 pz.) per ripiani in legno sp.18 mm.
Brackets set (4 pcs.) for wooden shelves th. 18 mm.
Trägersatz (4 Stck.) für Holzfächer D.18 mm.
Set supports (n. 4 pcs.) pour étagères en bois épaisseur 18 mm.
Набор держателей (4 шт.) для деревянных полок 18 мм.

TYPE 55

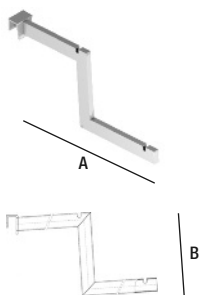
COD.	A (mm)	KG
FL5501--0000	300	0,291

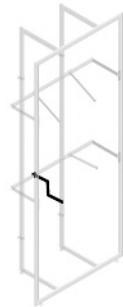
Barretta diritta per barra appenderia.
Straight bar for hanging bar.
Gerade Stange für Hängestange.
Barre droite pour barre d'accrochage.
Прямой кронштейн с креплением к овальной перекладине.

TYPE 56

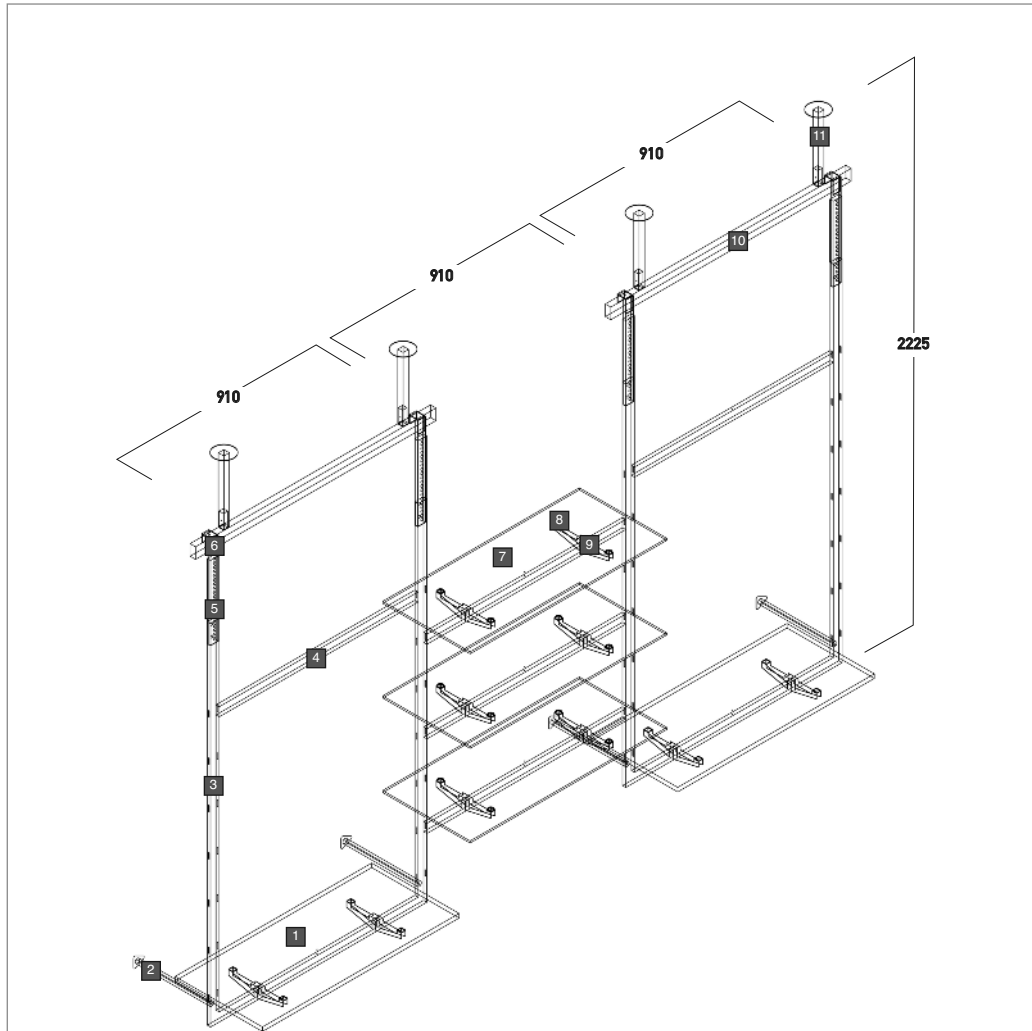
COD.	A (mm)	KG
FL5601--0000	315	0,304

Barretta inclinata per barra appenderia.
Slanted bar for hanging bar.
Schräge Stange für Hängestange.
Barre inclinée pour barre d'accrochage.
Наклонный кронштейн с креплением к овальной перекладине.

TYPE 57	COD.	A (mm)	B (mm)	KG
	<p>FL5701--0000</p>	<p>300</p>	<p>155</p>	<p>0,427</p>
<p>Barretta a gradino per barra appenderia. Step-shaped bar for hanging bar. Stufenförmige Stange für Hängestange. Barre à marche pour barre d'accrochage. Ступенчатый кронштейн с креплением к овальной перекладине.</p>				

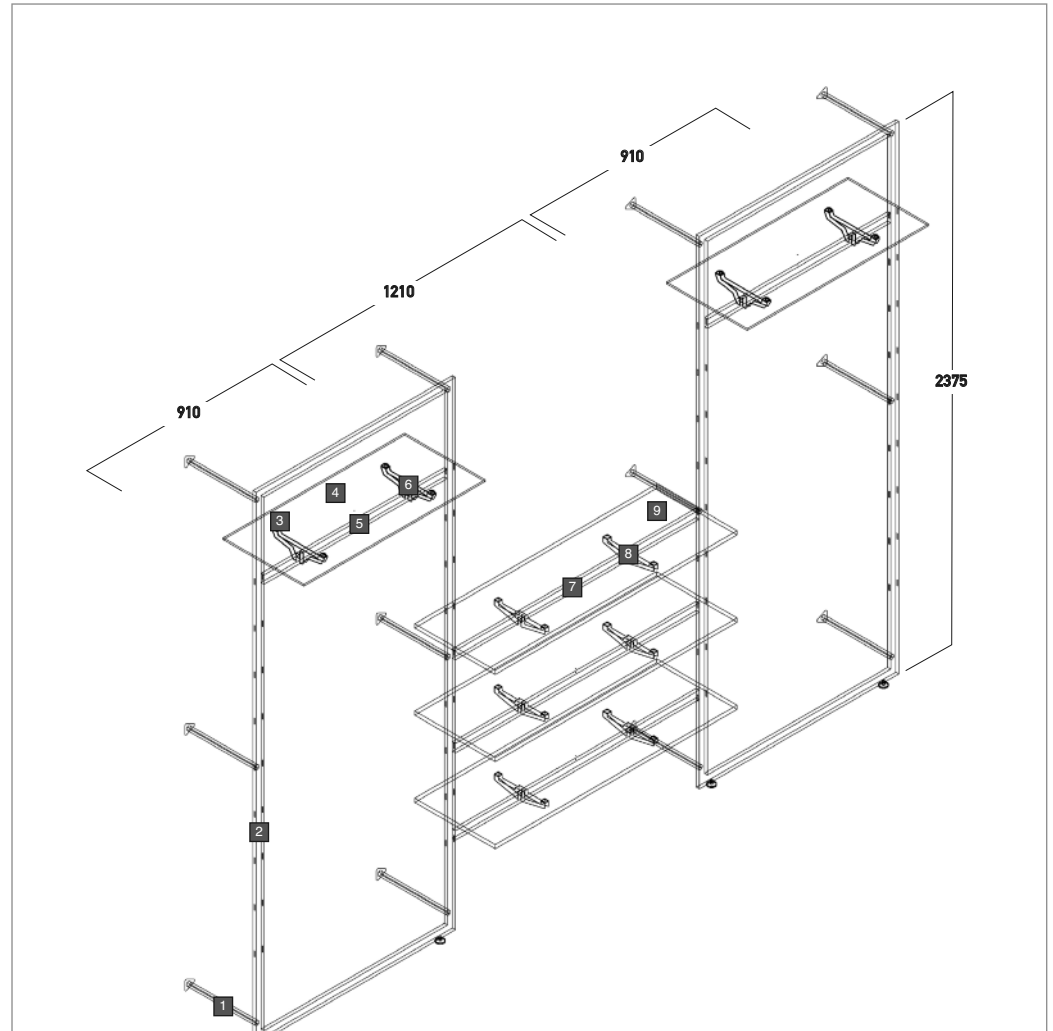


STRUTTURA A PARETE WALL STRUCTURE



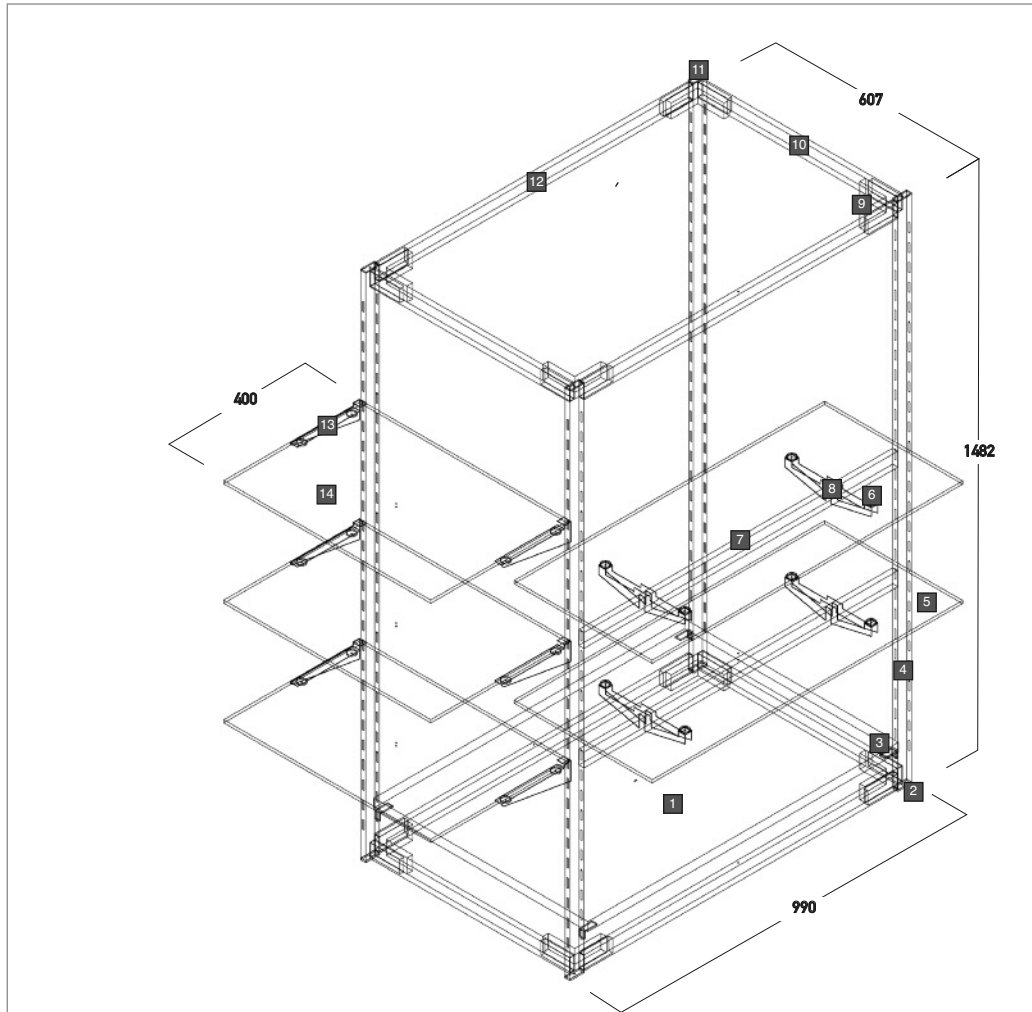
POS	SYSTEM	TYPE	A (mm)	B (mm)	C (mm)	PCS
1	FLY	14	900	400	18	2
2	FLY	10	335	Ø20 Ø16		4
3	FLY	1	990	1550		2
4	FLY	11	910			5
5	FLY	38	250			2
6	FLY	4	420			2
7	FLY	16	900	400	8	3
8	FLY	23	Ø23			12
9	FLY	13	250			5
10	FLY	5	1100			2
11	FLY	6	290			4

STRUTTURA A PARETE WALL STRUCTURE



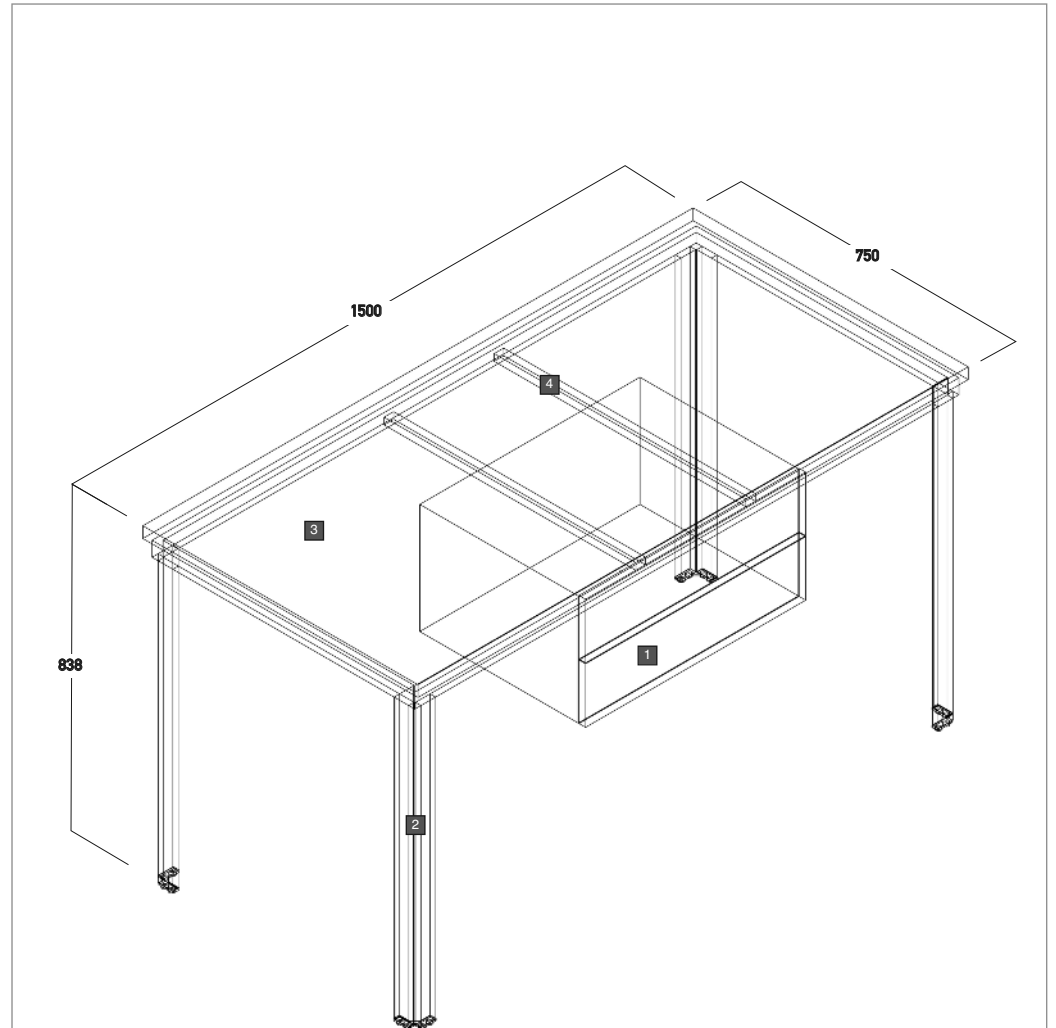
POS	SYSTEM	TYPE	A (mm)	B (mm)	C (mm)	PCS
1	FLY	10	335	Ø20 Ø16		12
2	FLY	3	990	2375		2
3	FLY	23	Ø23			8
4	FLY	16	900	400	8	2
5	FLY	11	910			2
6	FLY	12	255			2
7	FLY	11	1210			3
8	FLY	13	250			3
9	FLY	14	1200	400	18	3

GONDOLA GONDOLA



POS	SYSTEM	TYPE	A (mm)	B (mm)	C (mm)	PCS
1	FLY	15	900	620	25	1
2	FLY	25	15	40		4
3	FLY	31	50	15		1
4	FLY	18	1475	50		4
5	FLY	16	900	400	8	2
6	FLY	23	Ø23			20
7	FLY	11	910			2
8	FLY	13	250			2
9	FLY	37	92,5	92,5		8
10	FLY	21	587,5			4
11	FLY	24	15	40		4
12	FLY	20	910			4
13	FLY	34	8	240		3
14	FLY	16	600	400	8	3

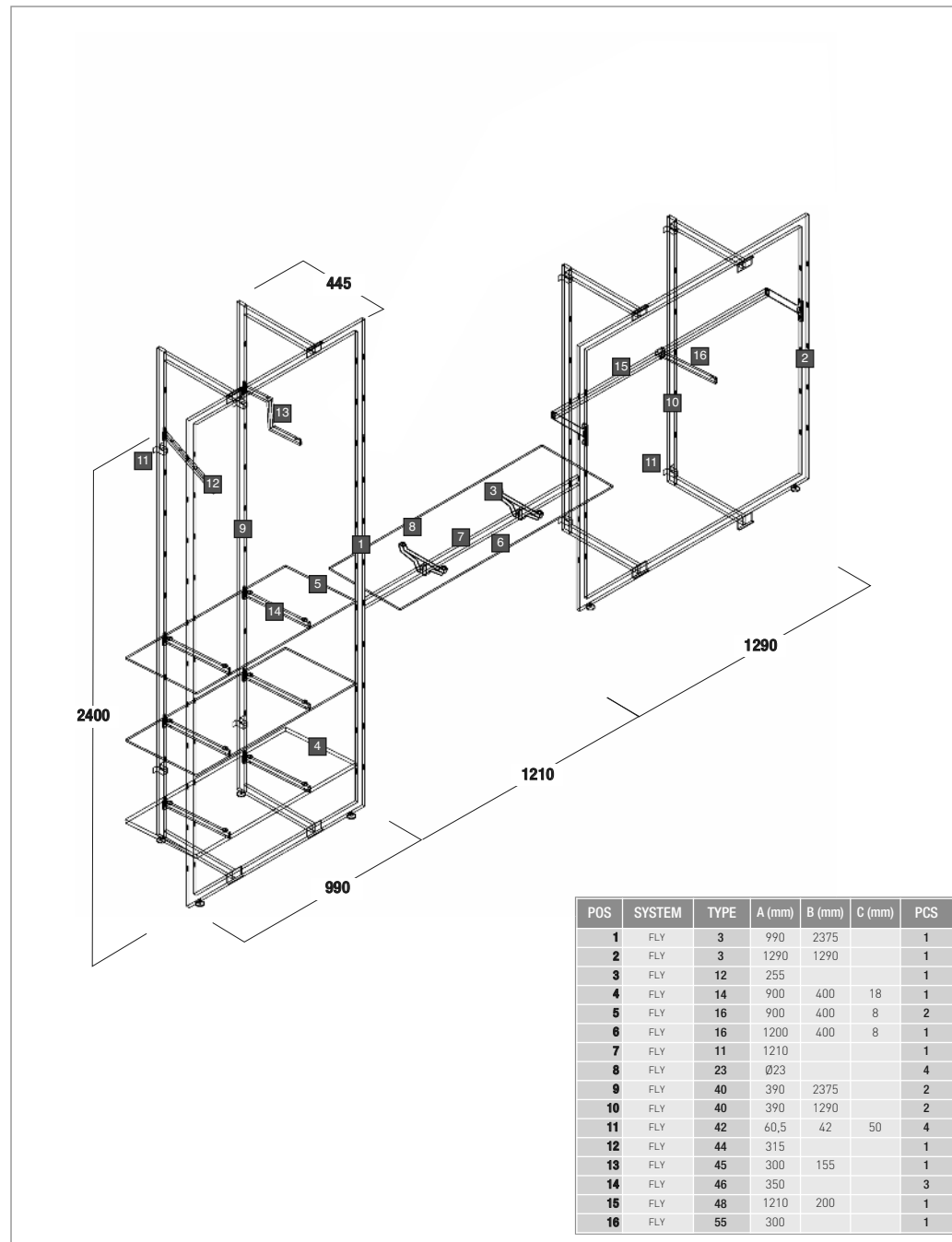
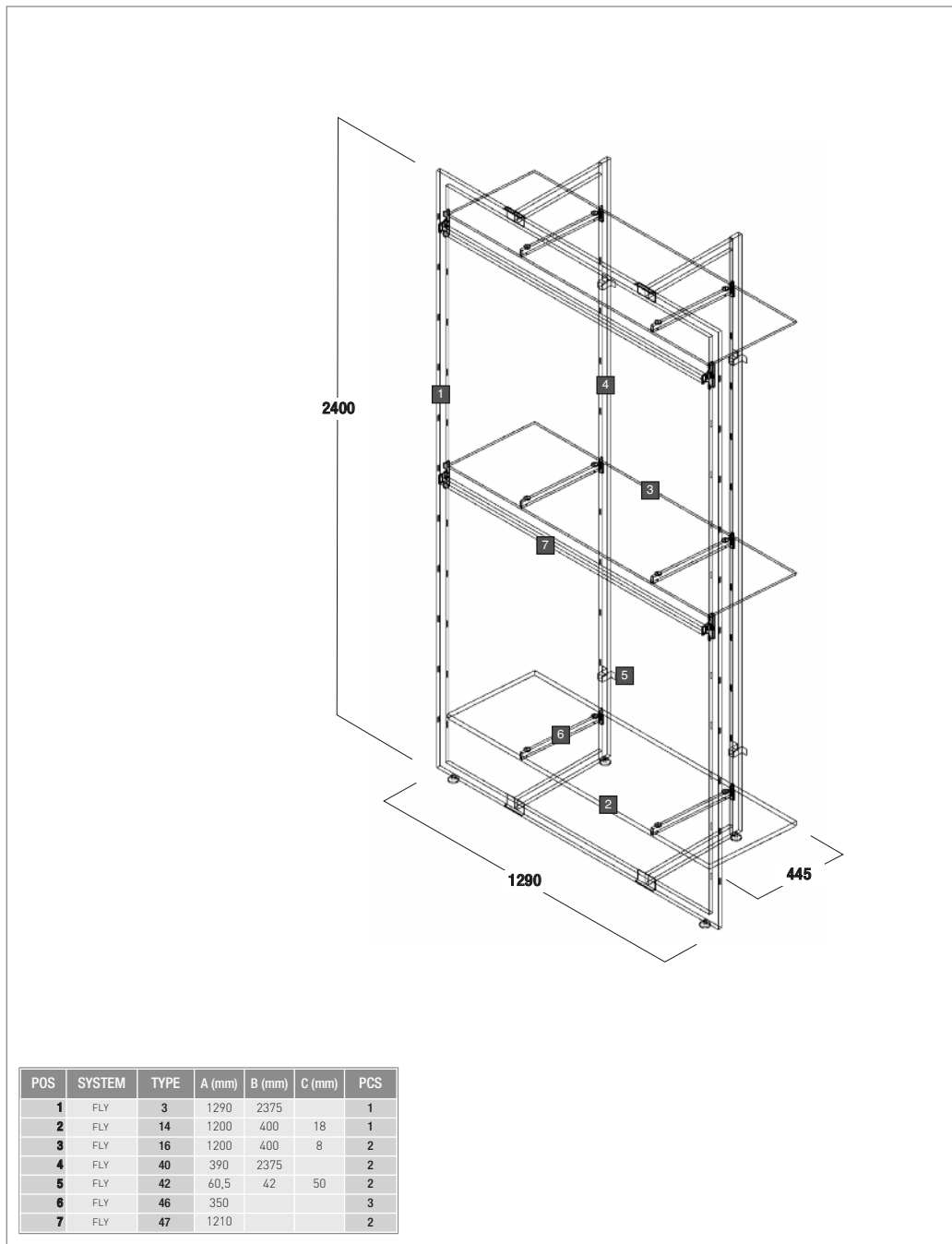
TAVOLO TABLE



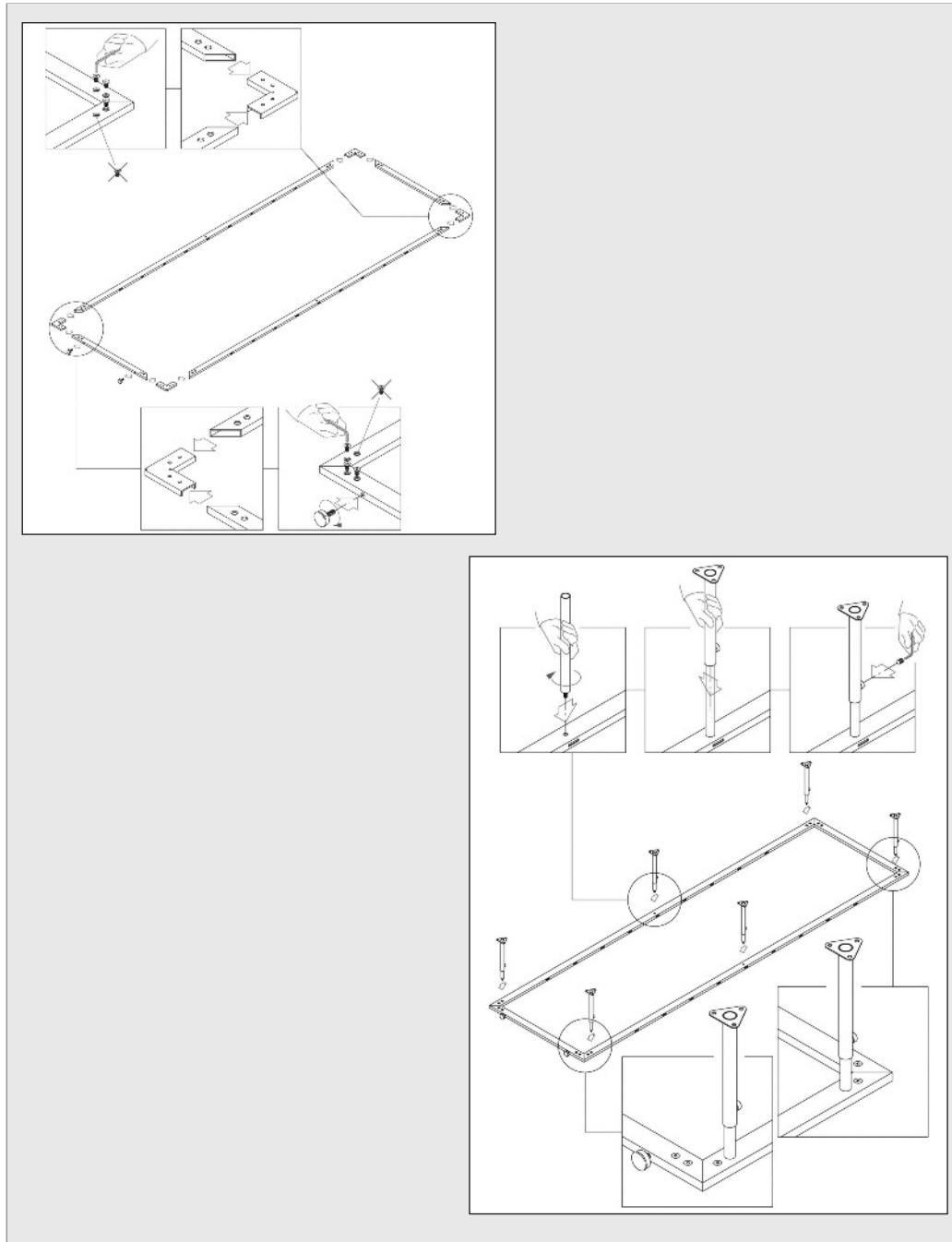
POS	SYSTEM	TYPE	A (mm)	B (mm)	C (mm)	PCS
1	FLY	29	600	450	300	1
2	FLY	27	1450	700	800	1
3	FLY	26	1500	750	30	1
4	FLY	28	550	695		1

STRUTTURA A PARETE O AUTOPORTANTE WALL OR SELF STANDING STRUCTURE

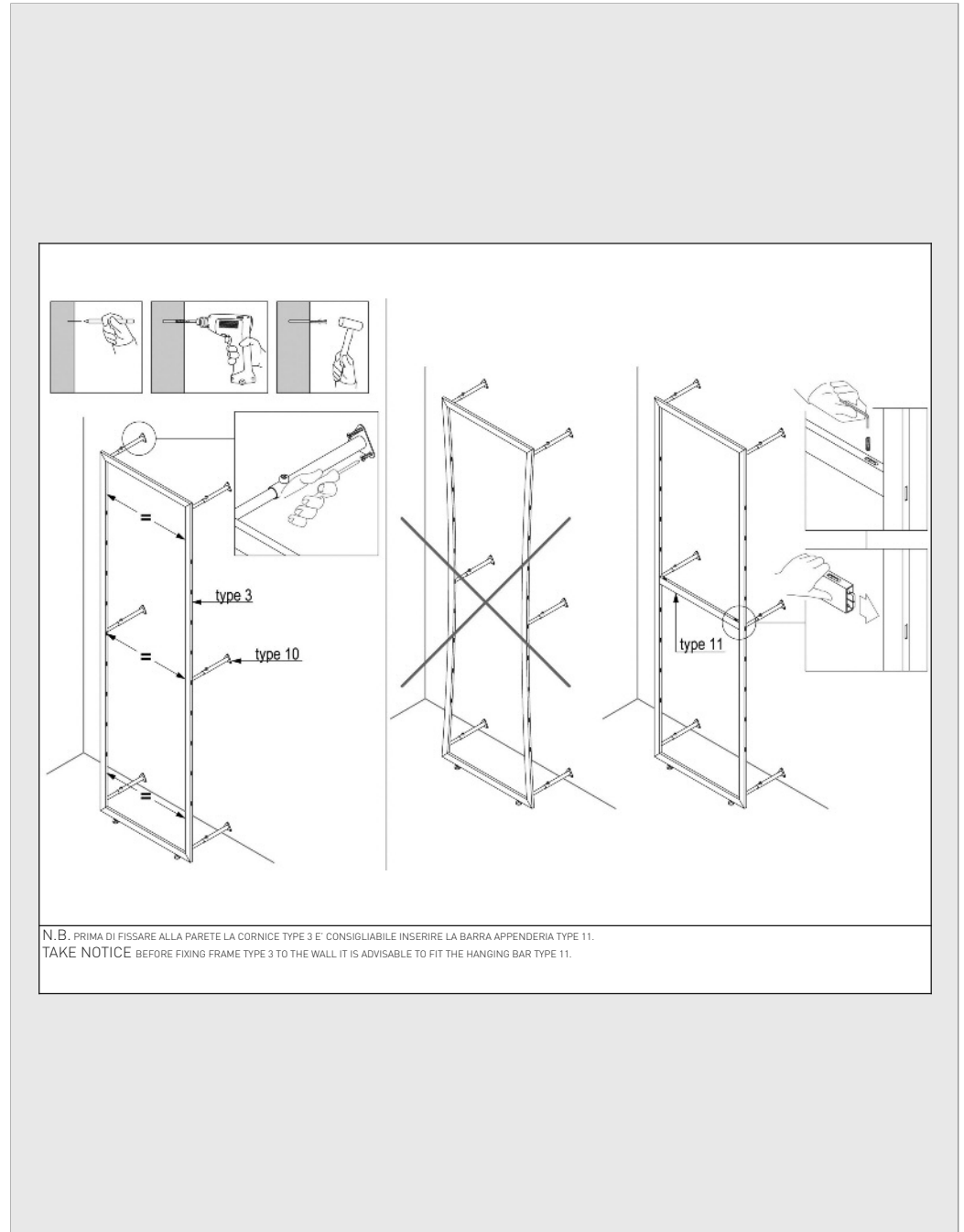
STRUTTURA A PARETE WALL STRUCTURE



MONTAGGIO CORNICE CON MONTANTI ASSEMBLY OF FRAME WITH UPRIGHTS



MONTAGGIO CORNICE CON MONTANTI ASSEMBLY OF FRAME WITH UPRIGHTS



arthema[®]
SYSTEM
Catalogo Tecnico 2009 .1